





District Health Assessment for Multiple District 13 through September 2025

		Clubs							Membership							Member Strength		Cancellation		Reports			Finance	Leadership			
District Name	Status/ Number of Months in Status *	Active Clubs	Clubs in Status Quo	Total Clubs	% Status Quo Clubs in Financial Suspension	New Clubs	Cancelled Clubs	YTD Net Club Gain/Loss	Current Members In Active Clubs	Current Members In Status Quo Clubs	Current Total Members Count	YTD Add	YTD Drop	YTD NetGrowth (includes Active and Status Quo)	YTD NetGrowth% (includes Active and Status Quo)	Member Count 12 Months Ago	Average Member Count Per Club	% of Clubs with less than 20 members	Average Cancelled Club Age	Members Lost Due to Cancelled Clubs	% of Clubs Reporting Service	% No MMR in 3 Months	% No Officer Report in 12 months	% of Clubs with balance 90+ days	Number of Zone Chairs Recorded	Number of Region Chairs Recorded	District Officers Vacancies **
13 OH1		48	0	48	0%	0	0	0	1327	0	1327	16	23	-7	-0.52%	1,390	28	40%	0	0	54%	60%	0%	4%	8	3	
13 OH2		53	0	53	0%	0	0	0	1597	0	1597	33	38	-5	-0.31%	1,646	30	32%	0	0	57%	36%	9%	6%	1	0	GMT
13 OH3		48	0	48	0%	0	0	0	1284	0	1284	40	33	7	0.55%	1,344	27	46%	0	0	77%	46%	0%	8%	0	0	
13 OH4	T(7)	48	0	48	0%	0	0	0	1213	0	1213	28	49	-21	-1.70%	1,262	25	38%	0	0	73%	38%	2%	8%	9	0	
13 OH5	T(4)	46	0	46	0%	0	2	-2	1217	0	1217	36	29	7	0.58%	1,248	26	37%	80	1	43%	39%	0%	13%	7	0	
13 OH6		52	0	52	0%	0	0	0	1420	0	1420	27	23	4	0.28%	1,433	27	38%	0	0	48%	12%	0%	0%	8	2	
13 OH7	T(24)	46	0	46	0%	0	0	0	1135	0	1135	38	21	17	1.52%	1,176	25	43%	0	0	41%	37%	0%	13%	7	0	
		341	0	341	0%	0	2	-2	9193	0	9193	218	216	2	0.02%	9,499	27	39%	80	1	56%	38%	2%	7%	40	5	




District Health Assessment for Multiple District 14 through September 2025

		Clubs							Membership							Member Strength		Cancellation		Reports			Finance	Leadership			
District Name	Status/ Number of Months in Status *	Active Clubs	Clubs in Status Quo	Total Clubs	% Status Quo Clubs in Financial Suspension	New Clubs	Cancelled Clubs	YTD Net Club Gain/Loss	Current Members In Active Clubs	Current Members In Status Quo Clubs	Current Total Members Count	YTD Add	YTD Drop	YTD NetGrowth (includes Active and Status Quo)	YTD NetGrowth% (includes Active and Status Quo)	Member Count 12 Months Ago	Average Member Count Per Club	% of Clubs with less than 20 members	Average Cancelled Club Age	Members Lost Due to Cancelled Clubs	% of Clubs Reporting Service	% No MMR in 3 Months	% No Officer Report in 12 months	% of Clubs with balance 90+ days	Number of Zone Chairs Recorded	Number of Region Chairs Recorded	District Officers Vacancies **
14 A		54	0	54	0%	2	0	2	1293	0	1293	44	18	26	2.05%	1,259	24	48%	0	0	19%	48%	9%	22%	0	0	2nd VDG
14 B	T(24)	26	1	27	100%	0	0	0	562	13	575	5	17	-12	-2.04%	593	22	48%	0	0	63%	41%	0%	19%	5	0	1st VDG
14 C	T(24)	43	0	43	0%	0	0	0	1167	0	1167	26	25	1	0.09%	1,145	27	35%	0	0	58%	40%	0%	7%	2	0	
14 D	T(24)	42	0	42	0%	0	0	0	1180	0	1180	19	29	-10	-0.84%	1,190	28	40%	0	0	62%	33%	5%	7%	5	0	
14 E	T(24)	27	0	27	0%	0	0	0	659	0	659	6	12	-6	-0.90%	679	24	41%	0	0	26%	63%	4%	4%	3	0	
14 F	T(24)	35	0	35	0%	0	0	0	881	0	881	12	27	-15	-1.67%	912	25	40%	0	0	20%	51%	3%	29%	0	0	1st VDG,2nd VDG,GST
14 G		52	0	52	0%	0	0	0	1470	0	1470	26	25	1	0.07%	1,457	28	38%	0	0	65%	35%	10%	12%	6	0	
14 H	T(24)	26	0	26	0%	0	0	0	613	0	613	14	15	-1	-0.16%	620	24	50%	0	0	23%	54%	15%	19%	0	0	1st VDG,2nd VDG
14 J	T(24)	26	0	26	0%	0	0	0	697	0	697	12	8	4	0.58%	708	27	50%	0	0	19%	35%	0%	23%	6	0	1st VDG,2nd VDG
14 K	T(24)	26	0	26	0%	0	0	0	689	0	689	12	14	-2	-0.29%	705	27	38%	0	0	46%	35%	0%	23%	7	0	1st VDG,2nd VDG
14 L	T(24)	34	0	34	0%	0	0	0	770	0	770	37	27	10	1.32%	787	23	44%	0	0	68%	32%	0%	18%	0	0	2nd VDG
14 M	T(24)	41	0	41	0%	0	0	0	983	0	983	19	27	-8	-0.81%	1,010	24	56%	0	0	61%	44%	5%	7%	6	1	1st VDG,2nd VDG
14 N	T(24)	36	0	36	0%	0	1	-1	922	0	922	20	27	-7	-0.75%	937	26	44%	14	0	44%	28%	0%	11%	9	5	1st VDG,2nd VDG
14 P	T(24)	32	0	32	0%	0	1	-1	841	0	841	7	31	-24	-2.77%	891	26	38%	101	2	47%	38%	0%	3%	6	1	2nd VDG
14 T	T(24)	34	0	34	0%	0	0	0	1074	0	1074	20	26	-6	-0.56%	1,122	32	24%	0	0	59%	35%	6%	9%	6	0	2nd VDG
14 U	T(24)	26	0	26	0%	0	0	0	802	0	802	13	24	-11	-1.35%	834	31	31%	0	0	42%	31%	12%	19%	0	0	2nd VDG




District Health Assessment for Multiple District 14 through September 2025

		Clubs							Membership							Member Strength		Cancellation		Reports			Finance	Leadership			
District Name	Status/ Number of Months in Status *	Active Clubs	Clubs in Status Quo	Total Clubs	% Status Quo Clubs in Financial Suspension	New Clubs	Cancelled Clubs	YTD Net Club Gain/Loss	Current Members In Active Clubs	Current Members In Status Quo Clubs	Current Total Members Count	YTD Add	YTD Drop	YTD NetGrowth (includes Active and Status Quo)	YTD NetGrowth% (includes Active and Status Quo)	Member Count 12 Months Ago	Average Member Count Per Club	% of Clubs with less than 20 members	Average Cancelled Club Age	Members Lost Due to Cancelled Clubs	% of Clubs Reporting Service	% No MMR in 3 Months	% No Officer Report in 12 months	% of Clubs with balance 90+ days	Number of Zone Chairs Recorded	Number of Region Chairs Recorded	District Officers Vacancies **
14 W	T(24)	23	0	23	0%	0	1	-1	577	0	577	17	7	10	1.76%	566	25	52%	90	0	57%	43%	0%	17%	6	0	
		583	1	584	100%	2	3	-1	15180	13	15193	309	359	-50	-0.33%	15,415	26	42%	68	2	47%	40%	4%	14%	67	7	




District Health Assessment for Multiple District 24 through September 2025

		Clubs							Membership							Member Strength		Cancellation		Reports			Finance	Leadership			
District Name	Status/ Number of Months in Status *	Active Clubs	Clubs in Status Quo	Total Clubs	% Status Quo Clubs in Financial Suspension	New Clubs	Cancelled Clubs	YTD Net Club Gain/Loss	Current Members In Active Clubs	Current Members In Status Quo Clubs	Current Total Members Count	YTD Add	YTD Drop	YTD NetGrowth (includes Active and Status Quo)	YTD NetGrowth% (includes Active and Status Quo)	Member Count 12 Months Ago	Average Member Count Per Club	% of Clubs with less than 20 members	Average Cancelled Club Age	Members Lost Due to Cancelled Clubs	% of Clubs Reporting Service	% No MMR in 3 Months	% No Officer Report in 12 months	% of Clubs with balance 90+ days	Number of Zone Chairs Recorded	Number of Region Chairs Recorded	District Officers Vacancies **
24 C		50	0	50	0%	0	0	0	1259	0	1259	38	24	14	1.12%	1,251	25	46%	0	0	46%	44%	4%	8%	10	0	
24 I		77	0	77	0%	0	1	-1	1552	0	1552	62	60	2	0.13%	1,636	20	66%	79	1	52%	40%	14%	8%	16	0	
24 L		78	0	78	0%	0	0	0	2194	0	2194	50	69	-19	-0.86%	2,192	28	47%	0	0	67%	35%	0%	8%	14	5	
		205	0	205	0%	0	1	-1	5005	0	5005	150	153	-3	-0.06%	5,079	24	54%	79	1	56%	39%	6%	8%	40	5	



District Health Assessment for Multiple District 29 through September 2025

		Clubs							Membership							Member Strength		Cancellation		Reports			Finance	Leadership			
District Name	Status/ Number of Months in Status *	Active Clubs	Clubs in Status Quo	Total Clubs	% Status Quo Clubs in Financial Suspension	New Clubs	Cancelled Clubs	YTD Net Club Gain/Loss	Current Members In Active Clubs	Current Members In Status Quo Clubs	Current Total Members Count	YTD Add	YTD Drop	YTD NetGrowth (includes Active and Status Quo)	YTD NetGrowth% (includes Active and Status Quo)	Member Count 12 Months Ago	Average Member Count Per Club	% of Clubs with less than 20 members	Average Cancelled Club Age	Members Lost Due to Cancelled Clubs	% of Clubs Reporting Service	% No MMR in 3 Months	% No Officer Report in 12 months	% of Clubs with balance 90+ days	Number of Zone Chairs Recorded	Number of Region Chairs Recorded	District Officers Vacancies **
29 L	T(24)	46	0	46	0%	0	0	0	905	0	905	23	29	-6	-0.66%	956	20	59%	0	0	22%	57%	13%	20%	5	0	
29 C	T(24)	41	0	41	0%	0	0	0	785	0	785	18	11	7	0.90%	812	19	56%	0	0	12%	66%	34%	22%	0	0	1st VDG,2nd VDG,GLT,GMT ,GST
29 I		53	0	53	0%	0	1	-1	1338	0	1338	33	43	-10	-0.74%	1,405	25	43%	12	5	38%	34%	0%	4%	9	0	1st VDG,2nd VDG
		140	0	140	0%	0	1	-1	3028	0	3028	74	83	-9	-0.30%	3,173	22	52%	12	5	25%	51%	14%	14%	14	0	

* - District Status: P - Provisional, T - Transitional.

** - District Officers Vacancies: DG - District Governor, 1st VDG - First Vice District Governor, 2nd VDG - Second Vice District Governor.